

# chelsea

## cradle



This crib conforms to  
the standards of the  
ASTM and the U.S.  
Consumer Product  
Safety Commission.

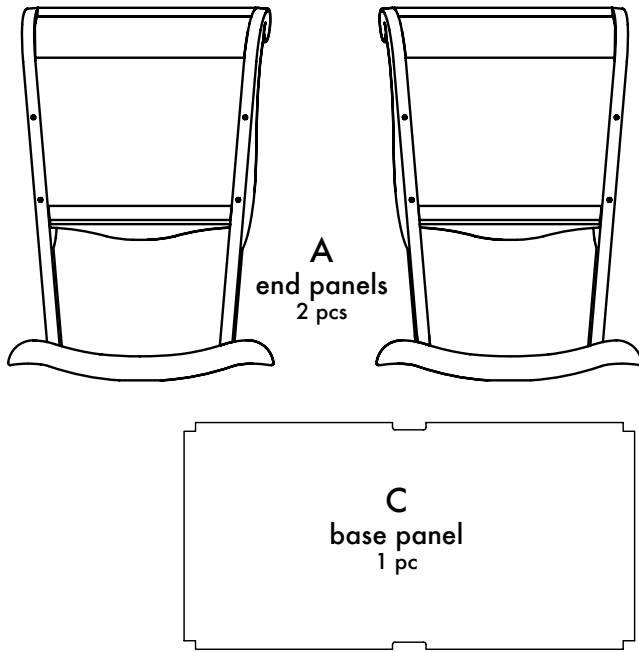


M o d e l   #  
B D - C H 0 5 - 2  
M a d e   i n   V i e t n a m


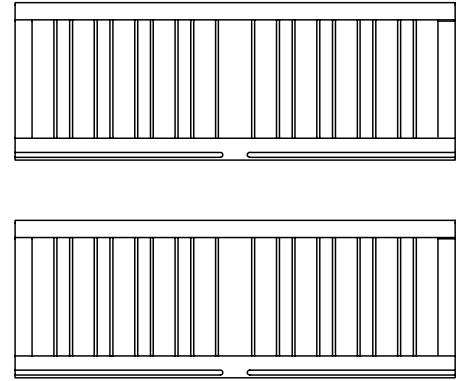
w w w . b r a t t d e c o r . c o m

Bratt Decor, Inc.   5 N. Haven St.   Baltimore, MD 21224   1 888 24 BRATT

## LARGE COMPONENTS

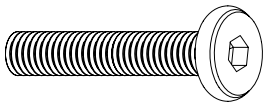


B  
side panels  
2 pcs

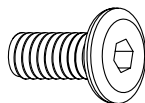


D  
cross support  
1 pc

## FASTENERS



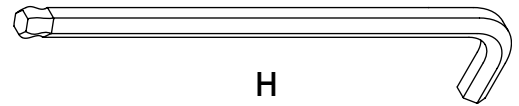
E



F



G



H

E	Long machine screws	8
F	Short machine screws	2
G	Star washers	10
H	Hex key	1

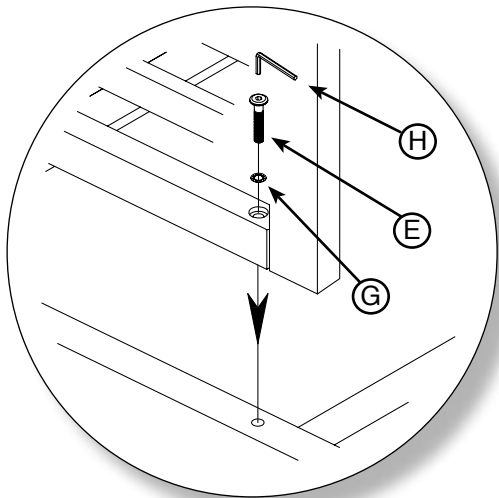
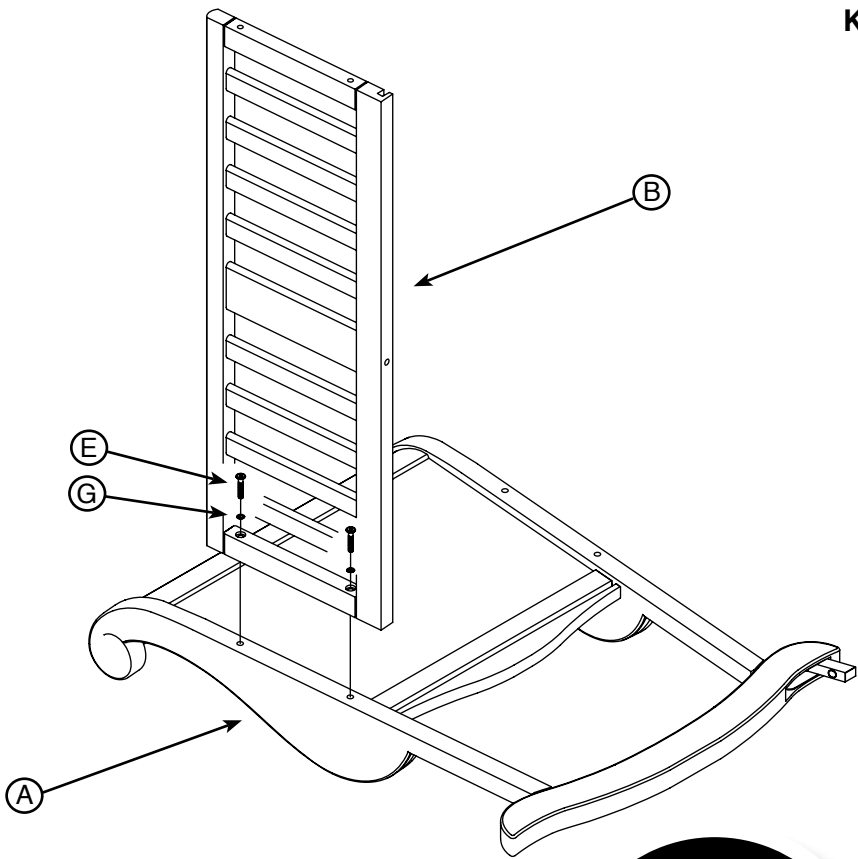
**⚠ WARNING:** Failure to follow these warnings and the assembly instructions could result in serious injury or death.  
**FALL HAZARD** — To help prevent falls, do not use this product when the infant begins to push up on hands and knees, or has reached 15 lbs / 6.8kg, or is over 3 months old, whichever comes first.

**SUFFOCATION HAZARD — Infants have suffocated:**

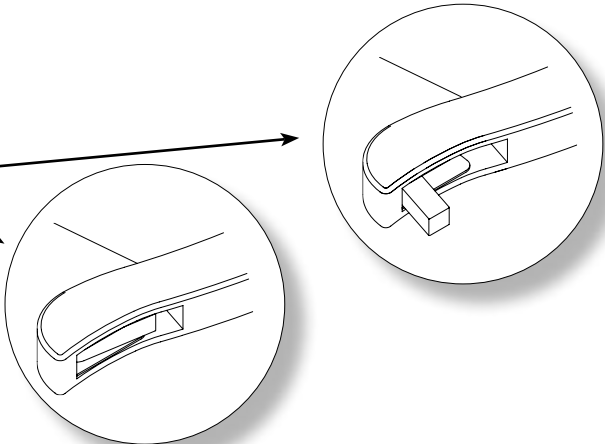
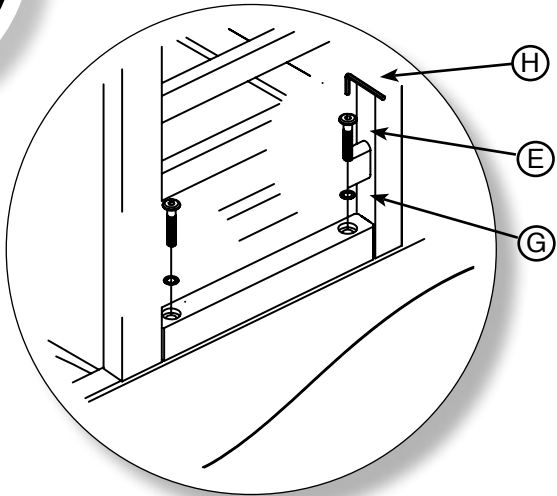
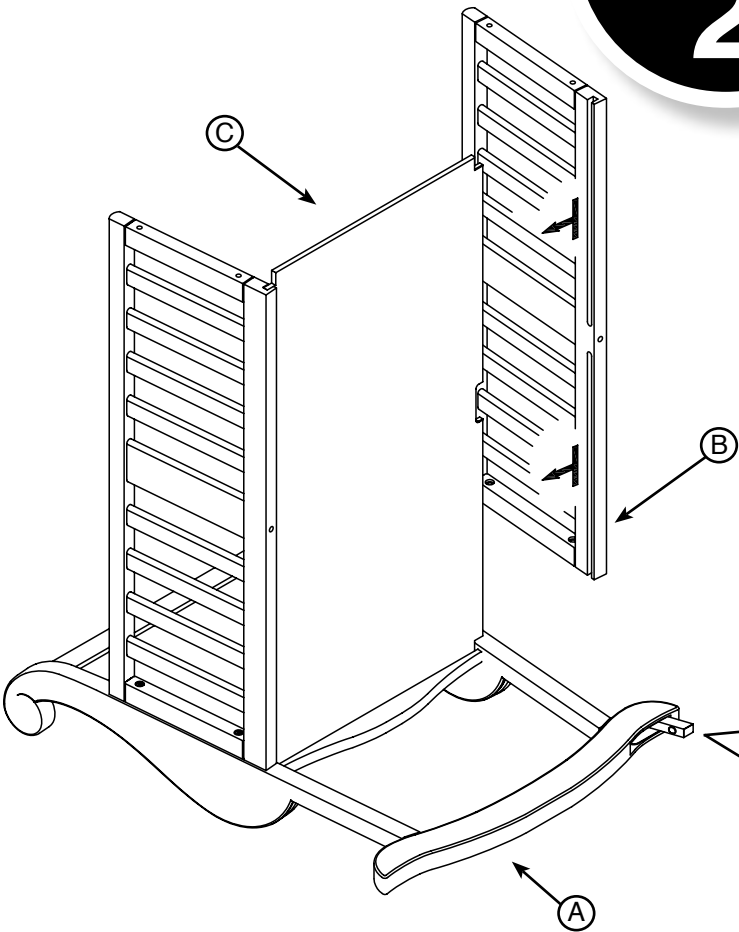
- In gaps between extra padding and side of the bassinet/cribble
- On soft bedding

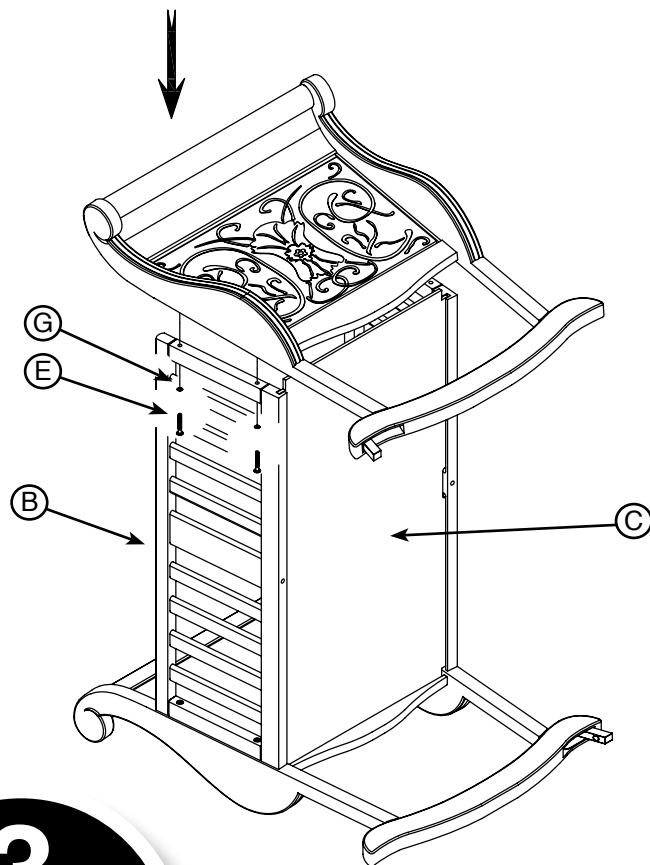
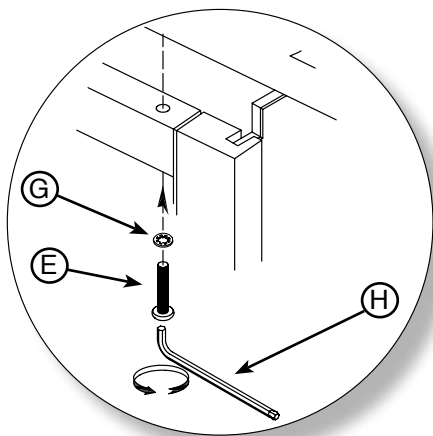
Use only the pad provided by manufacturer. **NEVER** add a pillow, comforter, or another mattress for padding.

To reduce the risk of SIDS, pediatricians recommend healthy infants be placed on their backs to sleep, unless otherwise advised by your physician. If a sheet is used with the pad, use only the one provided by the bassinet or cradle manufacturer or one specifically designed to fit the dimension of the bassinet or cradle mattress. **WARNING:** This product contains/may contain chemicals known to the State of California to cause cancer and birth defects or other reproductive harm. Strings can cause strangulation! **DO NOT** place items with a string around a child's neck, such as hood strings or pacifier cords. **DO NOT** suspend strings over a bassinet or cradle or attach strings to toys.


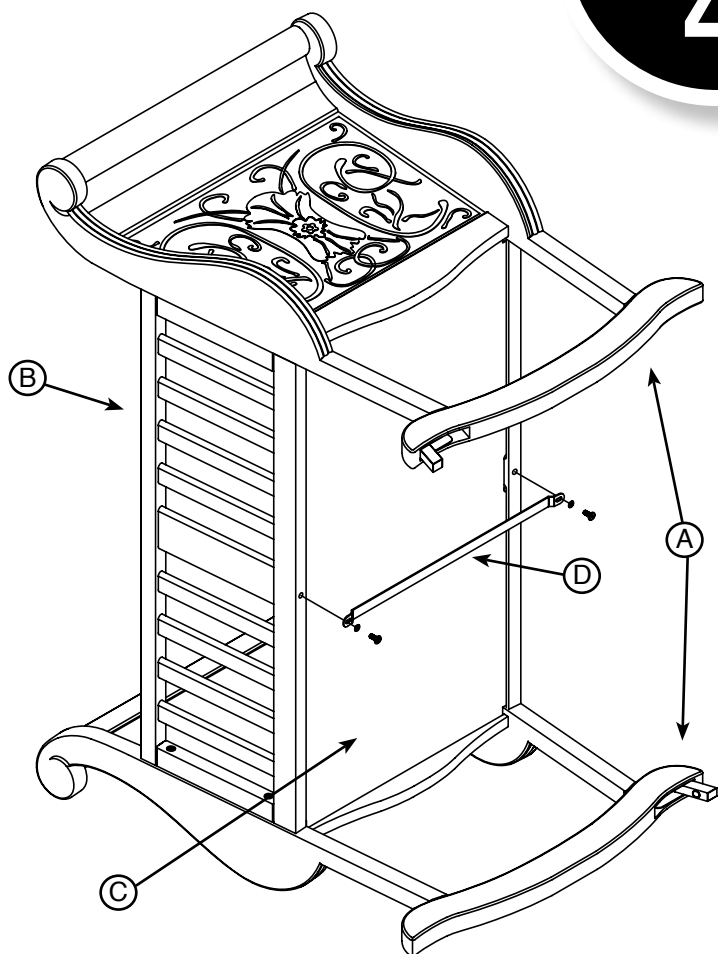


1  
2





3  
4



## MAINTENANCE

Periodically inspect the cradle for loose joints, missing parts or sharp edges. Discontinue using the cradle if any parts are missing or broken.

## CLEANING

If dirty, wipe the cradle with a damp cloth.

## STORAGE

Store in a dry place.

ASTM F2194-13